

THE RGV OFFICIAL AIRLINE ACTIVITY REPORT SEPTEMBER 2003

RGV AIRLINE BOARDINGS DOMESTIC ONLY

	<u>HARLINGEN (HRL)</u>				<u>TOTALS</u>
	<u>WN</u>	<u>COEX</u>	<u>SY</u>	<u>Other</u>	
September 2002	25,131	4,162	0	155	29,448
September 2003	26,055	4,294	0	0	30,349
% Change	3.7%	3.2%	n/a	-100.0%	3.1%
YTD 2002	248,864	48,140	0	1,317	298,321
YTD 2003	244,167	46,768	8,496	0	299,431
% Change	-1.9%	-2.9%	n/a	-100.0%	0.4%

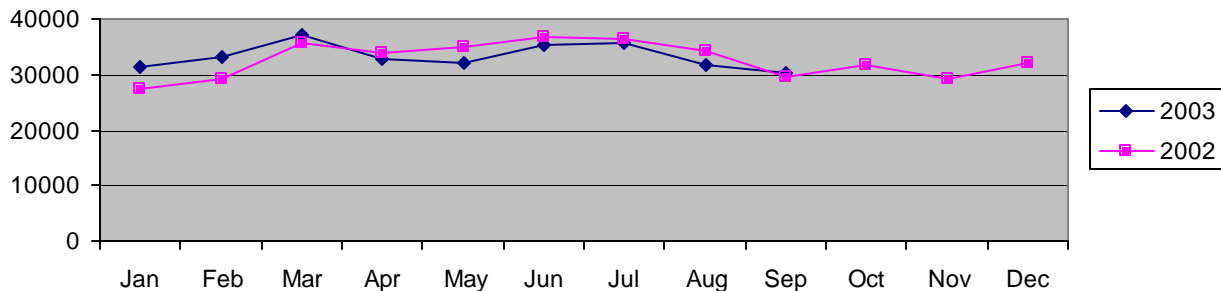
	<u>McALLEN (MFE)</u>			<u>TOTALS</u>
	<u>AA</u>	<u>CO</u>	<u>Other</u>	
September 2002	6,031	13,760	118	19,909
September 2003	7,004	13,797	0	20,801
% Change	16.1%	0.3%	-100.0%	4.5%
YTD 2002	62,390	147,172	1,826	211,388
YTD 2003	69,610	137,781	1,890	209,281
% Change	11.6%	-6.4%	3.5%	-1.0%

	<u>BROWNSVILLE (BRO)</u>		<u>TOTALS</u>
	<u>CO</u>		
September 2002	4,733		4,733
September 2003	4,650		4,650
% Change	-1.8%		-1.8%
YTD 2002	54,856		54,856
YTD 2003	46,485		46,485
% Change	-15.3%		-15.3%

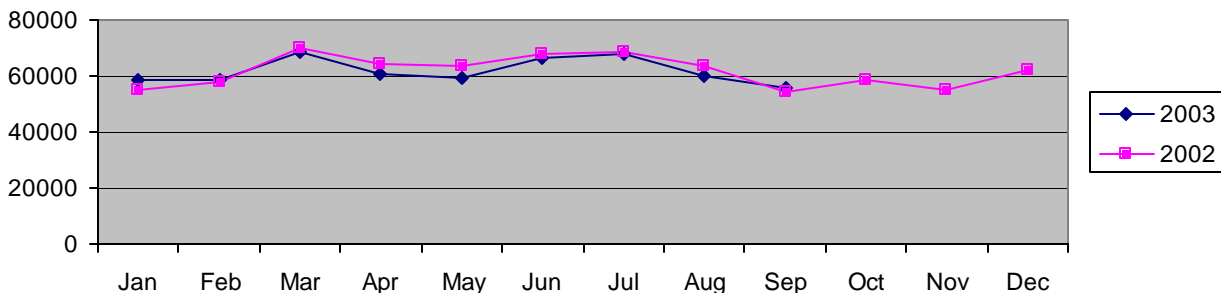
RGV AIRPORT MARKET SHARE DOMESTIC ONLY

	<u>HRL</u>	<u>MFE</u>	<u>BRO</u>	<u>TOTAL</u>	<u>% HRL</u>	<u>% MFE</u>	<u>% BRO</u>
September 2002	29,448	19,909	4,733	54,090	54.4%	36.8%	8.8%
September 2003	30,349	20,801	4,650	55,800	54.4%	37.3%	8.3%
% Change	3.1%	4.5%	-1.8%	3.2%			
YTD 2002	298,321	211,388	54,856	564,565	52.8%	37.4%	9.8%
YTD 2003	299,431	209,281	46,485	555,197	53.9%	37.7%	8.4%
% Change	0.4%	-1.0%	-15.3%	-1.7%			


HRL 2003 vs. 2002




RGV 2003 vs. 2002



RGV Domestic Airline Market Share



Cameron County vs. Hidalgo County



WN - Southwest Airlines

AA - American Airlines

CO - Continental Airlines/COEX - Continental Express

SY - SunCountry; Other - Charters

QUESTIONS OR COMMENTS? CALL:

T. MICHAEL BROWNING, A.A.E., DIRECTOR OF AVIATION

HARLINGEN'S VALLEY INTERNATIONAL AIRPORT

956/430-8605