

THE RGV OFFICIAL AIRLINE ACTIVITY REPORT OCTOBER 2003

RGV AIRLINE BOARDINGS DOMESTIC ONLY

	<u>HARLINGEN (HRL)</u>				<u>TOTALS</u>
	<u>WN</u>	<u>COEX</u>	<u>SY</u>	<u>Other</u>	
October 2002	27,094	4,616	17	0	31,727
October 2003	26,144	4,243	0	0	30,387
% Change	-3.5%	-8.1%	-100.0%	N/A	-4.2%
YTD 2002	275,958	52,756	17	1,317	330,048
YTD 2003	270,311	51,011	8,638	0	329,960
% Change	-2.0%	-3.3%	N/A	-100.0%	0.0%

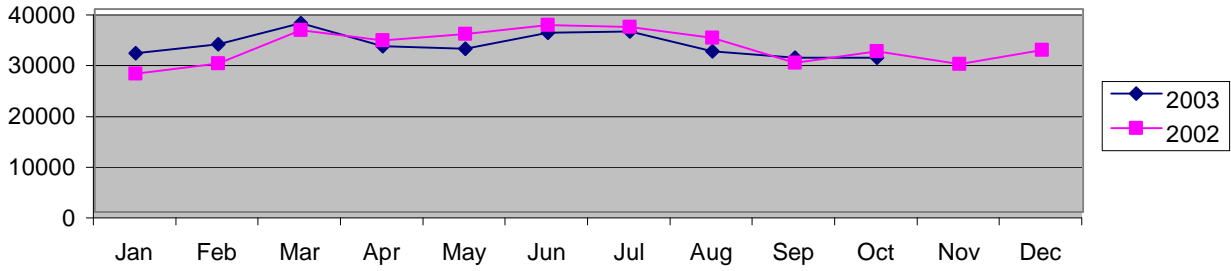
	<u>McALLEN (MFE)</u>			<u>TOTALS</u>
	<u>AA</u>	<u>CO</u>	<u>Other</u>	
October 2002	6,560	14,748	120	21,428
October 2003	7,690	15,160	738	23,588
% Change	17.2%	2.8%	515.0%	10.1%
YTD 2002	68,950	161,920	1,946	232,816
YTD 2003	77,300	152,941	2,628	232,869
% Change	12.1%	-5.5%	35.0%	0.0%

	<u>BROWNSVILLE (BRO)</u>	<u>TOTALS</u>
	<u>CO</u>	
October 2002	5,109	5,109
October 2003	4,948	4,948
% Change	-3.2%	-3.2%
YTD 2002	59,965	59,965
YTD 2003	51,433	51,433
% Change	-14.2%	-14.2%

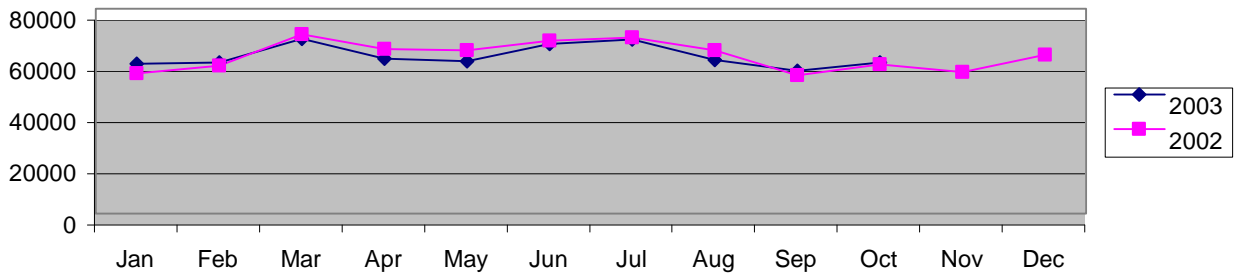
RGV AIRPORT MARKET SHARE DOMESTIC ONLY

	<u>HRL</u>	<u>MFE</u>	<u>BRO</u>	<u>TOTAL</u>	<u>% HRL</u>	<u>% MFE</u>	<u>% BRO</u>
October 2002	31,727	21,428	5,109	58,264	54.5%	36.8%	8.7%
October 2003	30,387	23,588	4,948	58,923	51.6%	40.0%	8.4%
% Change	-4.2%	10.1%	-3.2%	1.1%			
YTD 2002	330,048	232,816	59,965	622,829	53.0%	37.4%	9.6%
YTD 2003	329,960	232,869	51,433	614,262	53.7%	37.9%	8.3%
% Change	0.0%	0.0%	-14.2%	-1.4%			

HRL 2003 vs. 2002




RGV 2003 vs. 2002



RGV Domestic Airline Market Share



Cameron County vs. Hidalgo County



WN - Southwest Airlines
AA - American Airlines
CO - Continental Airlines/COEX - Continental Express
SY - SunCountry; Other - Charters

QUESTIONS OR COMMENTS? CALL:
T. MICHAEL BROWNING, A.A.E., DIRECTOR OF AVIATION
HARLINGEN'S VALLEY INTERNATIONAL AIRPORT
956/430-8605