

THE RGV OFFICIAL AIRLINE ACTIVITY REPORT MAY 2003

RGV AIRLINE BOARDINGS DOMESTIC ONLY

	<u>WN</u>	<u>COEX</u>	<u>SY</u>	<u>Other</u>	<u>TOTALS</u>
May 2002	29,581	5,434	0	40	35,055
May 2003	27,521	4,681	0	0	32,202
% Change	-7.0%	-13.9%	N/A	N/A	-8.1%
YTD 2002	134,441	26,454	0	373	161,268
YTD 2003	131,253	27,200	8,074	0	166,527
% Change	-2.4%	2.8%	N/A	N/A	3.3%

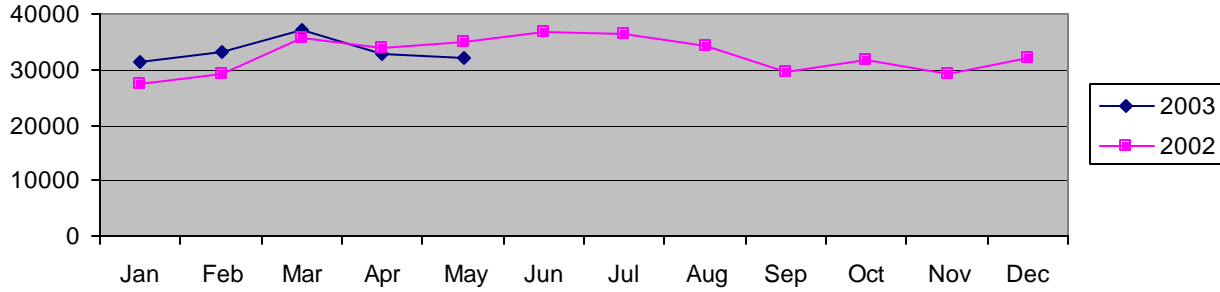
	<u>AA</u>	<u>CO</u>	<u>Other</u>	<u>TOTALS</u>
May 2002	6,764	15,095	659	22,518
May 2003	7,441	14,529	222	22,192
% Change	10.0%	-3.7%	-66.3%	-1.4%
YTD 2002	35,945	80,454	1,020	117,419
YTD 2003	38,669	74,546	813	114,028
% Change	7.6%	-7.3%	-20.3%	-2.9%

	<u>CO</u>	<u>TOTALS</u>
May 2002	6,152	6,152
May 2003	5,054	5,054
% Change	-17.8%	-17.8%
YTD 2002	31,918	31,918
YTD 2003	24,913	24,913
% Change	-21.9%	-21.9%

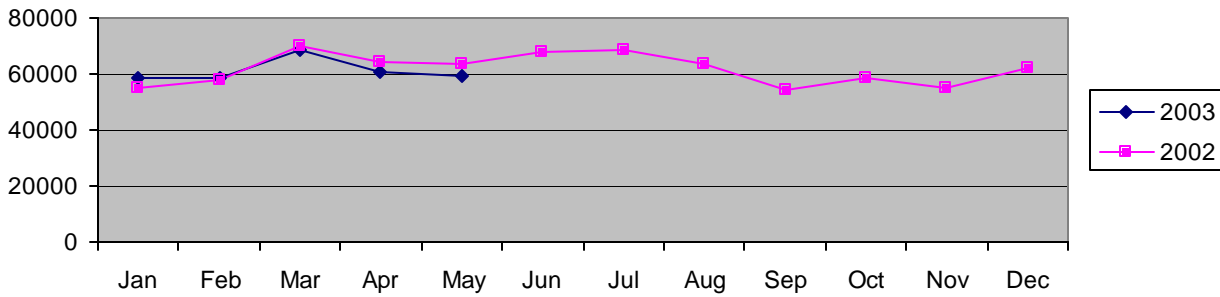
RGV AIRPORT MARKET SHARE DOMESTIC ONLY

	<u>HRL</u>	<u>MFE</u>	<u>BRO</u>	<u>TOTAL</u>	<u>% HRL</u>	<u>% MFE</u>	<u>% BRO</u>
May 2002	35,055	22,518	6,152	63,725	55.0%	35.3%	9.7%
May 2003	32,202	22,192	5,054	59,448	54.2%	37.3%	8.5%
% Change	-8.1%	-1.4%	-17.8%	-6.7%			
YTD 2002	161,268	117,419	31,918	310,605	51.9%	37.8%	10.3%
YTD 2003	166,527	114,028	24,913	305,468	54.5%	37.3%	8.2%
% Change	3.3%	-2.9%	-21.9%	-1.7%			


HRL 2003 vs. 2002




RGV 2003 vs. 2002



RGV Domestic Airline Market Share



Cameron County vs. Hidalgo County



WN - Southwest Airlines

AA - American Airlines

CO - Continental Airlines/COEX - Continental Express

SY - SunCountry; Other - Charters

QUESTIONS OR COMMENTS? CALL:

T. MICHAEL BROWNING, A.A.E., DIRECTOR OF AVIATION

HARLINGEN'S VALLEY INTERNATIONAL AIRPORT

956/430-8605