

THE RGV OFFICIAL AIRLINE ACTIVITY REPORT MARCH 2002

RGV AIRLINE BOARDINGS DOMESTIC ONLY

	<u>HARLINGEN (HRL)</u>					<u>TOTALS</u>
	WN	AE	COEX	SY	Other	
Mar. 2001	32,372	5,199	5,855	2,009	0	45,435
Mar. 2002	30,204	0	5,496	0	95	35,795
% Change	-6.7%	N/A	-6.1%	N/A	N/A	-21.2%
YTD 2001	84,649	13,094	15,515	5,244	338	118,840
YTD 2002	76,393	0	15,694	0	333	92,420
% Change	-9.8%	N/A	1.2%	N/A	-1.5%	-22.2%

	<u>McALLEN (MFE)</u>				<u>TOTALS</u>
	AA	CO	TWA	Other	
Mar. 2001	10,496	20,031	2,297	0	32,824
Mar. 2002	7,617	18,797	0	120	26,534
% Change	-27.4%	-6.2%	N/A	N/A	-19.2%
YTD 2001	26,849	55,659	5,436	0	87,944
YTD 2002	21,511	49,314	0	240	71,065
% Change	-19.9%	-11.4%	N/A	N/A	-19.2%

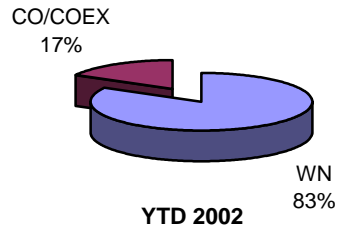
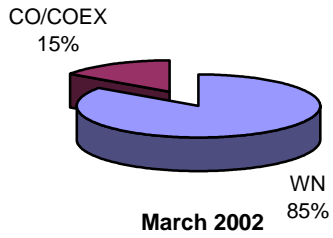
	<u>BROWNSVILLE (BRO)</u>		<u>TOTALS</u>
	CO		
Mar. 2001	7,903		7,903
Mar. 2002	7,655		7,655
% Change	-3.1%		-3.1%
YTD 2001	19,934		19,934
YTD 2002	19,071		19,071
% Change	-4.3%		-4.3%

RGV AIRPORT MARKET SHARE DOMESTIC ONLY

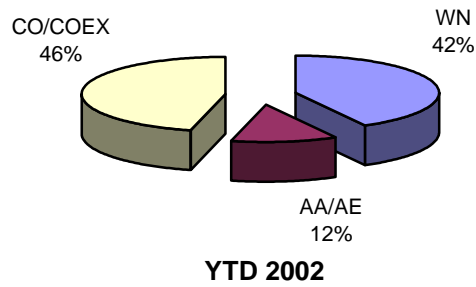
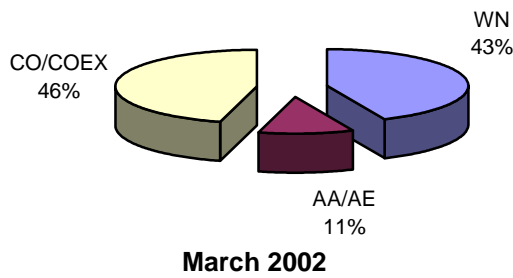
	HRL	MFE	BRO	<u>TOTAL</u>	% HRL	% MFE	% BRO
Mar. 2001	45,435	32,824	7,903	86,162	52.7%	38.1%	9.2%
Mar. 2002	35,795	26,534	7,655	69,984	51.1%	37.9%	10.9%
% Change	-21.2%	-19.2%	-3.1%	-18.8%			
YTD 2001	118,840	87,944	19,934	226,718	52.4%	38.8%	8.8%
YTD 2002	92,420	71,065	19,071	182,556	50.6%	38.9%	10.4%
% Change	-22.2%	-19.2%	-4.3%	-19.5%			

*Source: BRO, HRL and MFE Airport Management
Assembled and Distributed by HRL Management*

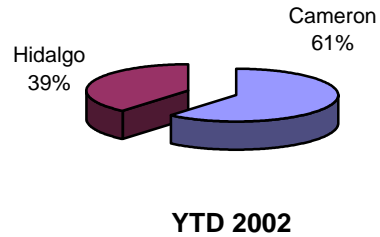
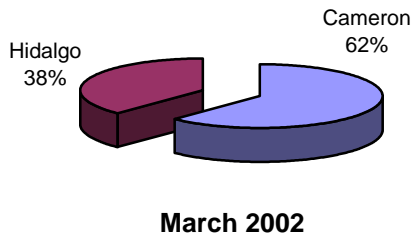
HRL Domestic Airline Market Share



RGV Domestic Airline Market Share



Cameron County vs. Hidalgo County



WN - Southwest Airlines
 AA - American Airlines/AE - American Eagle
 CO - Continental Airlines/COEX - Continental Express
 SY - Sun Country
 Other - Charters

QUESTIONS OR COMMENTS? CALL:
 T. MICHAEL BROWNING, A.A.E., DIRECTOR OF AVIATION
 HARLINGEN'S VALLEY INTERNATIONAL AIRPORT
 956/430-8605