

THE RGV OFFICIAL AIRLINE ACTIVITY REPORT JANUARY 2003

RGV AIRLINE BOARDINGS DOMESTIC ONLY

	<u>HARLINGEN (HRL)</u>				<u>TOTALS</u>
	WN	COEX	SY	Other	
January 2002	22,161	5,042	0	113	27,316
January 2003	24,545	5,455	1,311	0	31,311
% Change	10.8%	8.2%	N/A	N/A	14.6%
YTD 2002	22,161	5,042	0	113	27,316
YTD 2003	24,545	5,455	1,311	0	31,311
% Change	10.8%	8.2%	N/A	N/A	14.6%

	<u>McALLEN (MFE)</u>			<u>TOTALS</u>
	AA	CO	Other	
January 2002	7,178	14,983	120	22,281
January 2003	7,370	14,919	229	22,518
% Change	2.7%	-0.4%	90.8%	1.1%
YTD 2002	7,178	14,983	120	22,281
YTD 2003	7,370	14,919	229	22,518
% Change	2.7%	-0.4%	90.8%	1.1%

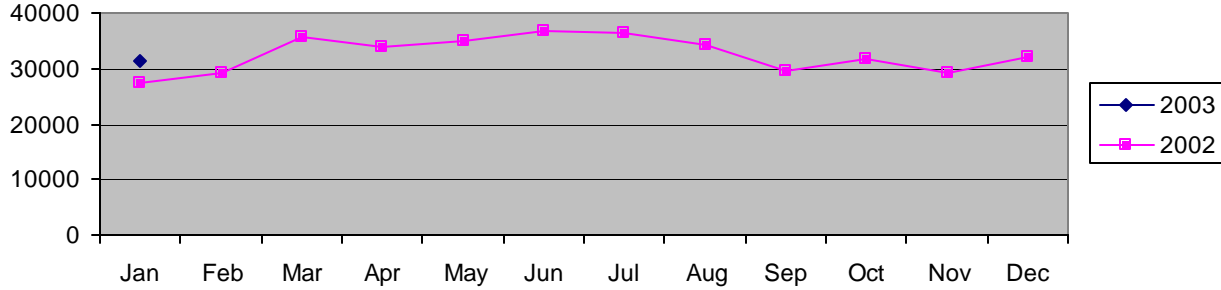
	<u>BROWNSVILLE (BRO)</u>		<u>TOTALS</u>
	CO		
January 2002	5,128		5,128
January 2003	4,598		4,598
% Change	-10.3%		-10.3%
YTD 2002	5,128		5,128
YTD 2003	4,598		4,598
% Change	-10.3%		-10.3%

RGV AIRPORT MARKET SHARE DOMESTIC ONLY

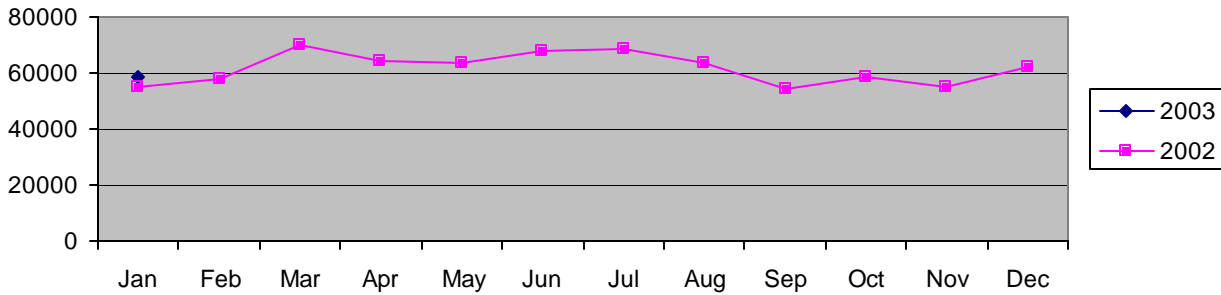
	HRL	MFE	BRO	TOTAL	% HRL	% MFE	% BRO
January 2002	27,316	22,281	5,128	54,725	49.9%	40.7%	9.4%
January 2003	31,311	22,518	4,598	58,427	53.6%	38.5%	7.9%
% Change	14.6%	1.1%	-10.3%	6.8%			
YTD 2002	27,316	22,281	5,128	54,725	49.9%	40.7%	9.4%
YTD 2003	31,311	22,518	4,598	58,427	53.6%	38.5%	7.9%
% Change	14.6%	1.1%	-10.3%	6.8%			

Source: BRO, HRL and MFE Airport Management

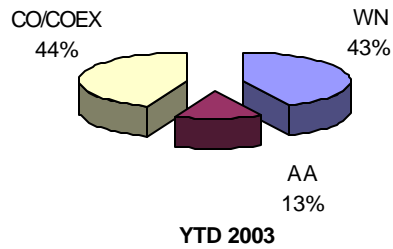
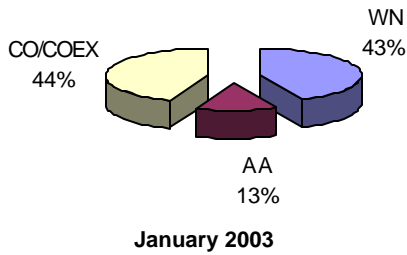
HRL YTD 2003 vs. 2002



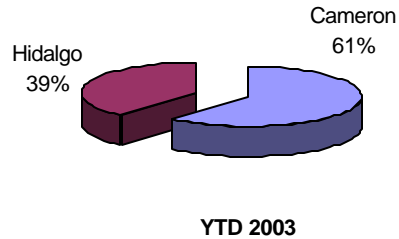
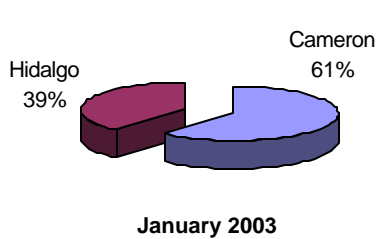
RGV YTD 2003 vs. 2002



RGV Domestic Airline Market Share



Cameron County vs. Hidalgo County



WN - Southwest Airlines
 AA - American Airlines
 CO - Continental Airlines/COEX - Continental Express

QUESTIONS OR COMMENTS? CALL:
 T. MICHAEL BROWNING, A.A.E., DIRECTOR OF AVIATION

SY - SunCountry; Other - Charters

HARLINGEN'S VALLEY INTERNATIONAL AIRPORT
956/430-8605