

THE RGV OFFICIAL AIRLINE ACTIVITY REPORT FEBRUARY 2003

RGV AIRLINE BOARDINGS DOMESTIC ONLY

	<u>HARLINGEN (HRL)</u>				<u>TOTALS</u>
	<u>WN</u>	<u>COEX</u>	<u>SY</u>	<u>Other</u>	
February 2002	24,028	5,156	0	125	29,309
February 2003	25,162	5,497	2,416	0	33,075
% Change	4.7%	6.6%	N/A	-100.0%	12.8%
YTD 2002	46,189	10,198	0	238	56,625
YTD 2003	49,707	10,952	3,727	0	64,386
% Change	7.6%	7.4%	N/A	-100.0%	13.7%

	<u>McALLEN (MFE)</u>			<u>TOTALS</u>
	<u>AA</u>	<u>CO</u>	<u>Other</u>	
February 2002	6,716	15,534	0	22,250
February 2003	7,270	13,871	240	21,381
% Change	8.2%	-10.7%	N/A	-3.9%
YTD 2002	13,894	30,517	120	44,531
YTD 2003	14,640	28,790	469	43,899
% Change	5.4%	-5.7%	290.8%	-1.4%

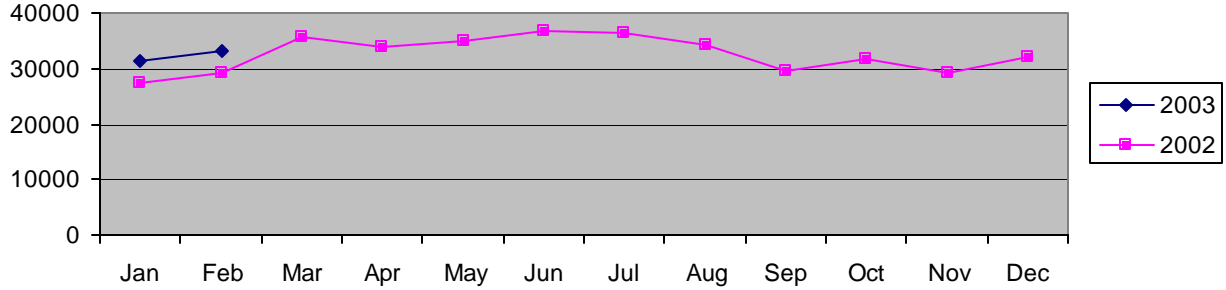
	<u>BROWNSVILLE (BRO)</u>		<u>TOTALS</u>
	<u>CO</u>		
February 2002	6,288		6,288
February 2003	4,451		4,451
% Change	-29.2%		-29.2%
YTD 2002	11,416		11,416
YTD 2003	9,049		9,049
% Change	-20.7%		-20.7%

RGV AIRPORT MARKET SHARE DOMESTIC ONLY

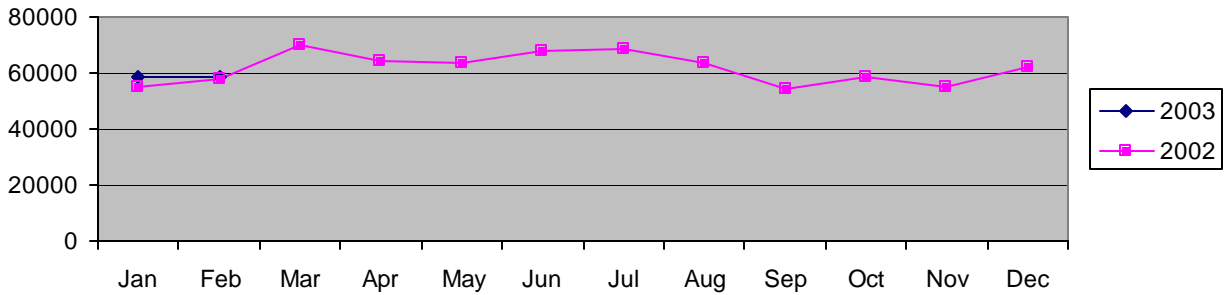
	<u>HRL</u>	<u>MFE</u>	<u>BRO</u>	<u>TOTAL</u>	<u>% HRL</u>	<u>% MFE</u>	<u>% BRO</u>
February 2002	29,309	22,250	6,288	57,847	50.7%	38.5%	10.8%
February 2003	33,075	21,381	4,451	58,907	56.1%	36.3%	7.6%
% Change	12.8%	-3.9%	-29.2%	1.8%			
YTD 2002	56,625	44,531	11,416	112,572	50.3%	39.6%	10.1%
YTD 2003	64,386	43,899	9,049	117,334	54.9%	37.4%	7.7%
% Change	13.7%	-1.4%	-20.7%	4.2%			

Source: BRO, HRL and MFE Airport Management

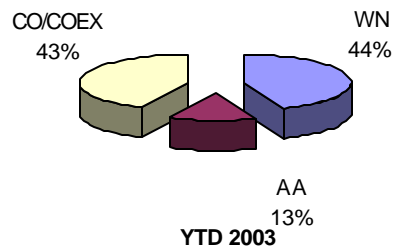
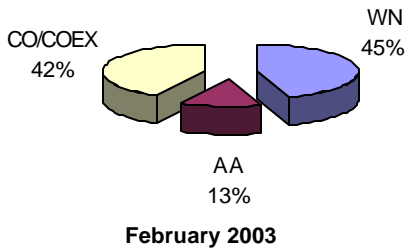
HRL YTD 2003 vs. 2002



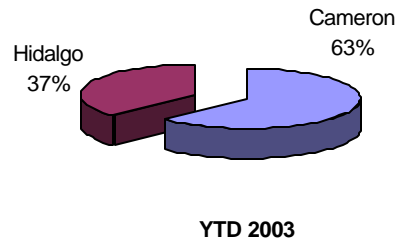
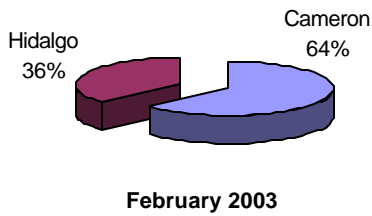
RGV YTD 2003 vs. 2002



RGV Domestic Airline Market Share



Cameron County vs. Hidalgo County



WN - Southwest Airlines
 AA - American Airlines
 CO - Continental Airlines/COEX - Continental Express

QUESTIONS OR COMMENTS? CALL:
 T. MICHAEL BROWNING, A.A.E., DIRECTOR OF AVIATION

SY - SunCountry; Other - Charters

HARLINGEN'S VALLEY INTERNATIONAL AIRPORT
956/430-8605