

THE RGV OFFICIAL AIRLINE ACTIVITY REPORT DECEMBER 2002

RGV AIRLINE BOARDINGS DOMESTIC ONLY

| | <u>HARLINGEN (HRL)</u> | | | | | <u>TOTALS</u> |
|---------------|------------------------|--------|--------|--------|--------|---------------|
| | WN | AE | COEX | SY | Other | |
| December 2001 | 22,137 | N/A | 5,018 | 216 | 562 | 27,933 |
| December 2002 | 25,384 | N/A | 5,237 | 1,272 | 0 | 31,893 |
| % Change | 14.7% | N/A | 4.4% | 488.9% | N/A | 14.2% |
| YTD 2001 | 333,528 | 36,150 | 59,789 | 7,581 | 1,511 | 438,559 |
| YTD 2002 | 325,842 | N/A | 62,652 | 1,514 | 1,317 | 391,325 |
| % Change | -2.3% | N/A | 4.8% | -80.0% | -12.8% | -10.8% |

| | <u>McALLEN (MFE)</u> | | | | <u>TOTALS</u> |
|---------------|----------------------|---------|-------|-------|---------------|
| | AA | CO | TWA | Other | |
| December 2001 | 7,006 | 14,584 | 0 | 0 | 21,590 |
| December 2002 | 7,480 | 17,171 | 0 | 110 | 24,761 |
| % Change | 6.8% | 17.7% | N/A | N/A | 14.7% |
| YTD 2001 | 92,498 | 196,243 | 7,767 | 1,790 | 298,298 |
| YTD 2002 | 82,424 | 193,586 | N/A | 2,687 | 278,697 |
| % Change | -10.9% | -1.4% | N/A | 50.1% | -6.6% |

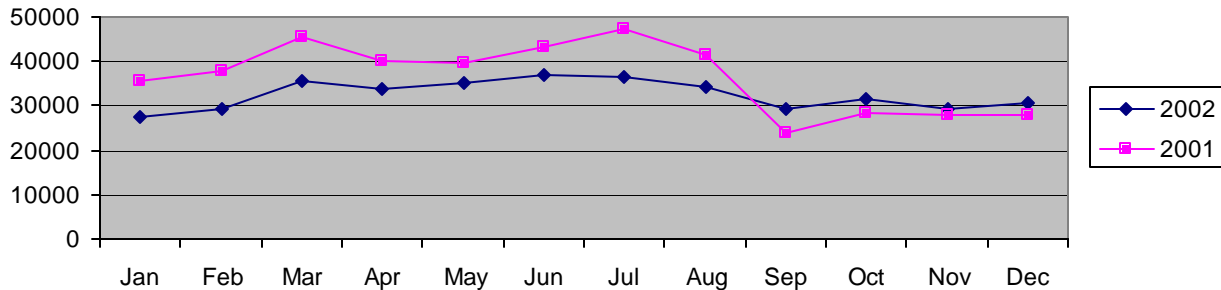
| | <u>BROWNSVILLE (BRO)</u> | | | <u>TOTALS</u> |
|---------------|--------------------------|--|--|---------------|
| | CO | | | |
| December 2001 | 5,171 | | | 5,171 |
| December 2002 | 5,243 | | | 5,243 |
| % Change | 1.4% | | | 1.4% |
| YTD 2001 | 70,854 | | | 70,854 |
| YTD 2002 | 70,074 | | | 70,074 |
| % Change | -1.1% | | | -1.1% |

RGV AIRPORT MARKET SHARE DOMESTIC ONLY

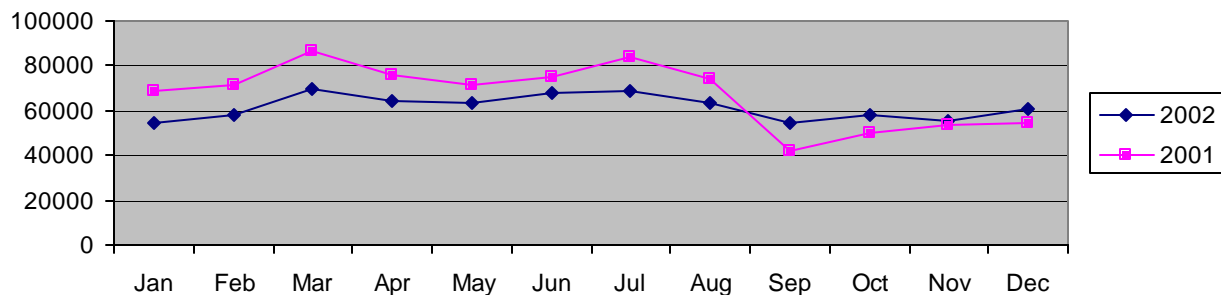
| | HRL | MFE | BRO | <u>TOTAL</u> | % HRL | % MFE | % BRO |
|---------------|---------|---------|--------|--------------|-------|-------|-------|
| December 2001 | 27,933 | 21,590 | 5,171 | 54,694 | 51.1% | 39.5% | 9.4% |
| December 2002 | 31,893 | 24,761 | 5,243 | 61,897 | 51.5% | 40.0% | 8.5% |
| % Change | 14.2% | 14.7% | 1.4% | 13.2% | | | |
| YTD 2001 | 438,559 | 298,298 | 70,854 | 807,711 | 54.3% | 36.9% | 8.8% |
| YTD 2002 | 391,325 | 278,697 | 70,074 | 740,096 | 52.9% | 37.7% | 9.4% |
| % Change | -10.8% | -6.6% | -1.1% | -8.4% | | | |

Source: BRO, HRL and MFE Airport Management


HRL YTD 2002 vs. 2001




RGV YTD 2002 vs. 2001



RGV Domestic Airline Market Share



Cameron County vs. Hidalgo County



WN - Southwest Airlines
 AA - American Airlines/AE - American Eagle
 CO - Continental Airlines/COEX - Continental Express

QUESTIONS OR COMMENTS? CALL:
 T. MICHAEL BROWNING, A.A.E., DIRECTOR OF AVIATION

TWA - TransWorld Airlines
SY - SunCountry; Other - Charters

HARLINGEN'S VALLEY INTERNATIONAL AIRPORT
956/430-8605