

THE RGV OFFICIAL AIRLINE ACTIVITY REPORT APRIL 2003

RGV AIRLINE BOARDINGS DOMESTIC ONLY

	<u>WN</u>	<u>COEX</u>	<u>SY</u>	<u>Other</u>	<u>TOTALS</u>
April 2002	28,467	5,326	0	0	33,793
April 2003	25,906	5,413	1,352	0	32,671
% Change	-9.0%	1.6%	N/A	N/A	-3.3%
YTD 2002	104,860	21,020	0	333	126,213
YTD 2003	103,732	22,519	8,074	0	134,325
% Change	-1.1%	7.1%	N/A	N/A	6.4%

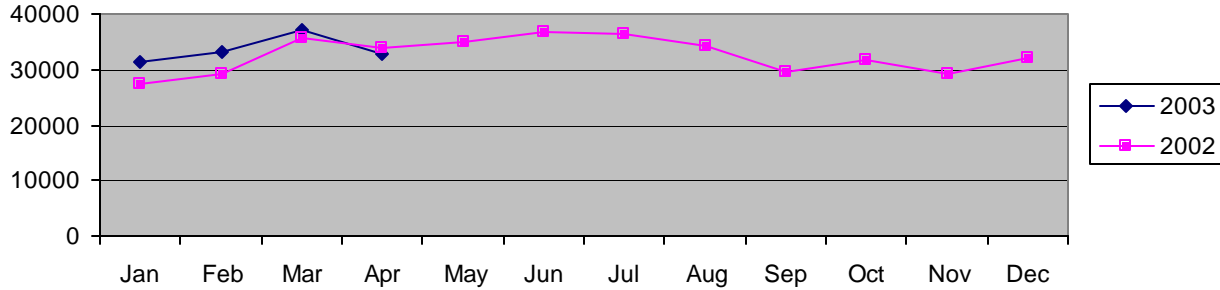
	<u>AA</u>	<u>CO</u>	<u>Other</u>	<u>TOTALS</u>
April 2002	7,670	16,045	121	23,836
April 2003	7,500	14,891	122	22,513
% Change	-2.2%	-7.2%	0.8%	-5.6%
YTD 2002	29,181	65,359	361	94,901
YTD 2003	31,228	60,017	591	91,836
% Change	7.0%	-8.2%	63.7%	-3.2%

	<u>CO</u>	<u>TOTALS</u>
April 2002	6,695	6,695
April 2003	5,238	5,238
% Change	-21.8%	-21.8%
YTD 2002	25,766	25,766
YTD 2003	19,859	19,859
% Change	-22.9%	-22.9%

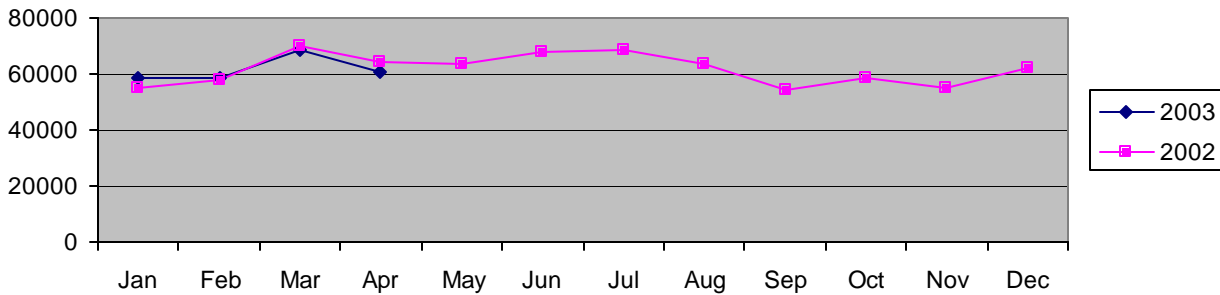
RGV AIRPORT MARKET SHARE DOMESTIC ONLY

	<u>HRL</u>	<u>MFE</u>	<u>BRO</u>	<u>TOTAL</u>	<u>% HRL</u>	<u>% MFE</u>	<u>% BRO</u>
April 2002	33,793	23,836	6,695	64,324	52.5%	37.1%	10.4%
April 2003	32,671	22,513	5,238	60,422	54.1%	37.3%	8.6%
% Change	-3.3%	-5.6%	-21.8%	-6.1%			
YTD 2002	126,213	94,901	25,766	246,880	51.1%	38.4%	10.5%
YTD 2003	134,325	91,836	19,859	246,020	54.6%	37.3%	8.1%
% Change	6.4%	-3.2%	-22.9%	-0.3%			


HRL 2003 vs. 2002



RGV 2003 vs. 2002



RGV Domestic Airline Market Share



Cameron County vs. Hidalgo County



AA - American Airlines
CO - Continental Airlines/COEX - Continental Express
SY - SunCountry; Other - Charters

QUESTIONS OR COMMENTS? CALL:
T. MICHAEL BROWNING, A.A.E., DIRECTOR OF AVIATION
HARLINGEN'S VALLEY INTERNATIONAL AIRPORT
956/430-8605