

# THE RGV OFFICIAL AIRLINE ACTIVITY REPORT APRIL 2002

## RGV AIRLINE BOARDINGS DOMESTIC ONLY

	<u>HARLINGEN (HRL)</u>					<u>TOTALS</u>
	WN	AE	COEX	SY	Other	
Apr. 2001	29,125	3,869	5,493	1,579	112	40,178
Apr. 2002	28,467	0	5,326	0	0	33,793
% Change	-2.3%	N/A	-3.0%	N/A	N/A	-15.9%
YTD 2001	113,774	16,963	21,008	6,823	450	159,018
YTD 2002	104,860	0	21,020	0	333	126,213
% Change	-7.8%	N/A	0.1%	N/A	-26.0%	-20.6%

	<u>McALLEN (MFE)</u>				<u>TOTALS</u>
	AA	CO	TWA	Other	
Apr. 2001	8,987	17,819	1,486	251	28,543
Apr. 2002	7,670	16,045	0	121	23,836
% Change	-14.7%	-10.0%	N/A	N/A	-16.5%
YTD 2001	35,836	73,478	6,922	251	116,487
YTD 2002	29,181	65,359	0	361	94,901
% Change	-18.6%	-11.0%	N/A	N/A	-18.5%

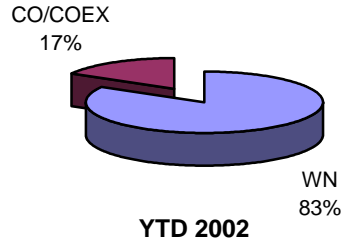
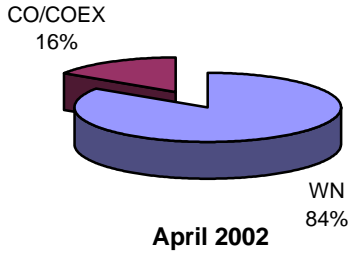
	<u>BROWNSVILLE (BRO)</u>		<u>TOTALS</u>
	CO		
Apr. 2001	6,770		6,770
Apr. 2002	6,695		6,695
% Change	-1.1%		-1.1%
YTD 2001	26,704		26,704
YTD 2002	25,766		25,766
% Change	-3.5%		-3.5%

## RGV AIRPORT MARKET SHARE DOMESTIC ONLY

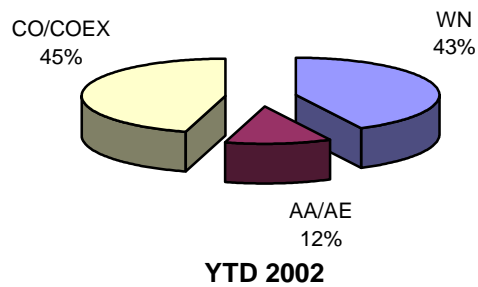
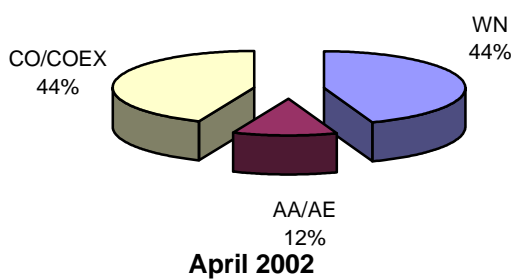
	HRL	MFE	BRO	<u>TOTAL</u>	% HRL	% MFE	% BRO
Apr. 2001	40,178	28,543	6,770	75,491	53.2%	37.8%	9.0%
Apr. 2002	33,793	23,836	6,695	64,324	52.5%	37.1%	10.4%
% Change	-15.9%	-16.5%	-1.1%	-14.8%			
YTD 2001	159,018	116,487	26,704	302,209	52.6%	38.5%	8.8%
YTD 2002	126,213	94,901	25,766	246,880	51.1%	38.4%	10.4%
% Change	-20.6%	-18.5%	-3.5%	-18.3%			

*Source: BRO, HRL and MFE Airport Management  
Assembled and Distributed by HRL Management*

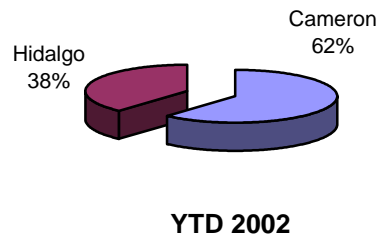
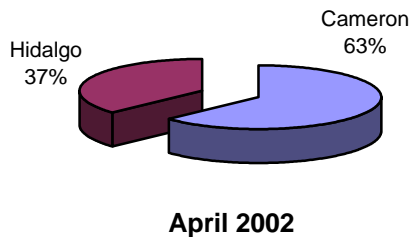
## HRL Domestic Airline Market Share



## RGV Domestic Airline Market Share



## Cameron County vs. Hidalgo County



WN - Southwest Airlines  
 AA - American Airlines/AE - American Eagle  
 CO - Continental Airlines/COEX - Continental Express  
 SY - Sun Country  
 TWA - TransWorld Airlines  
 Other - Charters

QUESTIONS OR COMMENTS? CALL:  
 T. MICHAEL BROWNING, A.A.E., DIRECTOR OF AVIATION  
 HARLINGEN'S VALLEY INTERNATIONAL AIRPORT  
 956/430-8605